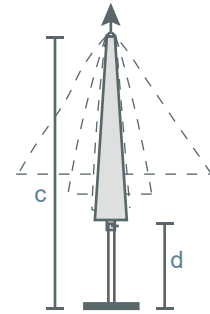
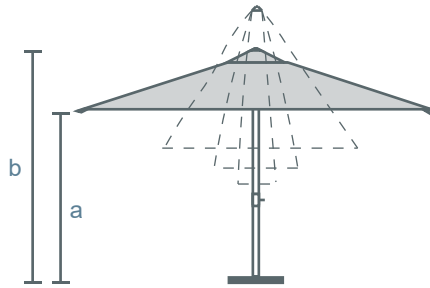
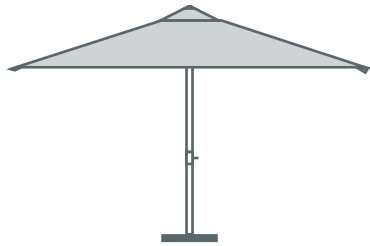




MAGNUM CENTERPOST



GENERAL MEASUREMENTS

DETAILED MEASUREMENTS

MODEL			a		b		c		d	
MGL5050	16' 6" x 16' 6"	500 x 500	8' 6"	260	11' 4"	345	15' 9"	480	3' 7"	110
MGL5555	18' 0" x 18' 0"	550 x 550	8' 6"	260	11' 4"	345	15' 9"	480	2' 11"	90
MGL6060	19' 6" x 19' 6"	600 x 600	8' 6"	260	12' 2"	370	17' 1"	520	3' 1"	95
MGL6565	21' 6" x 21' 6"	650 x 650	8' 6"	260	12' 6"	380	17' 5"	530	2' 4"	70
MGL7070	23' 0" x 23' 0"	700 x 700	8' 8"	265	12' 10"	390	19' 0"	580	2' 7"	80
MGL7575	24' 6" x 24' 6"	750 x 750	8' 4"	255	12' 10"	390	19' 0"	580	1' 6"	45
MGL5545	18' 0" x 15' 0"	550 x 450	8' 6"	260	11' 2"	340	14' 9"	450	2' 11"	90
MGL6040	19' 6" x 13' 0"	600 x 400	8' 6"	260	11' 4"	345	14' 9"	450	2' 11"	90
MGL6050	19' 6" x 16' 6"	600 x 500	8' 6"	260	11' 10"	360	16' 5"	500	3' 3"	100
MGL6545	21' 6" x 15' 0"	650 x 450	8' 6"	260	11' 6"	350	16' 5"	500	3' 3"	100
MGL6555	21' 6" x 18' 0"	650 x 550	8' 6"	260	11' 10"	360	16' 7"	505	2' 7"	80
MGL7050	23' 0" x 16' 6"	700 x 500	8' 6"	260	11' 10"	360	16' 7"	505	2' 6"	75
MGL7060	23' 0" x 19' 6"	700 x 600	8' 6"	260	12' 6"	380	18' 1"	550	2' 9"	85
MLG8060	26' 6" x 19' 6"	800 x 600	8' 6"	260	12' 8"	385	18' 8"	570	2' 2"	65
MGLD65	Ø 21' 6"	Ø 650	8' 6"	260	11' 10"	360	15' 9"	480	4' 11"	150
MGLD70	Ø 23' 0"	Ø 700	8' 6"	260	11' 10"	360	16' 5"	500	3' 11"	120
MGLD75	Ø 24' 6"	Ø 750	8' 6"	260	12' 2"	370	16' 9"	510	4' 3"	130
MGLD80	Ø 26' 6"	Ø 800	8' 6"	260	12' 6"	380	17' 5"	530	4' 1"	125

- Please refer to the dimensions in centimeters (cm) as the primary measurements. The dimensions in inches (in) are approximate and provided for convenience only.
- All measurements consider the use of an in ground or bolt down base
- Custom sizes available upon request



MAGNUM

SPECIFICATIONS

CATEGORY	Centerpost Umbrella	ALUMINUM FINISH	Ribs and Shaft Powder Coated
SHAFT SIZE	3.94" (100mm) diameter	CANOPY	Yarn Dyed Marine Grade Acrylic 320 gsm
SHAFT ALUMINUM THICKNESS	0.12" (3mm)	UMBRELLA ROTATION	360°
SHAFT MATERIAL	Aluminum	WEIGHT OF STRUCTURE	176-264 lbs (80-120 kg)
NUMBER OF RIBS	8/10/12 (Depending on size)	OPENING/CLOSING	Crank
RIB MEASUREMENTS	1.77" x 0.79" (45mm x 20mm)	MECHANISM DETAILS	Endless Screw
RIB ALUMINUM THICKNESS	0.08" (2mm)	TELESCOPIC	Yes
RIB DETAILS	Reinforced Diagonal Ribs	NUTS, BOLTS, SCREWS	Stainless Steel
RIB MATERIAL	Aluminum	VENT	Soft
RIB JOINTS	Aluminum H with Rivets	UMBRELLA COVER	Standard Cover Included

OPTIONS

▶ MOTORIZED MECHANISM




Opening and closing with electric motor.
Operation via dedicated remote control.



ACCESSORIES

▶ GUTTERS



Fabric gutter to connect umbrellas.

Vinyl top for water flow and connected with zipper and velcro.

▶ CURTAINS



Fabric curtains to enclose umbrella area.

Can be made with vinyl windows.

Must be used with support rods.


LIGHTING

▶ LED SPOT LIGHTS



Watt 3
Volt 12

▶ LED STRIP LIGHTS





cm.	50	100
in.	20"	40"
Watt	9	18
Volt	12	12



MAGNUM

CANOPY

▶ VALANCE



▶ ACCENT BORDERS



▶ FRINGE



▶ CONTRAST BINDING



▶ CONTRAST STITCHING

