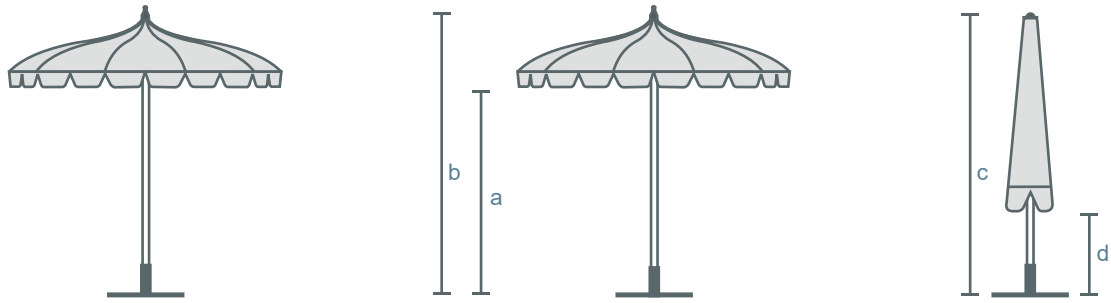




LUCCA CENTERPOST



GENERAL MEASUREMENTS

DETAILED MEASUREMENTS



MODEL	GENERAL MEASUREMENTS		DETAILED MEASUREMENTS							
			a		b		c		d	
LA200	Ø 6' 6"	Ø 200	6' 3"	190	7' 7"	260	7' 7"	260	4' 3"	118
LA220	Ø 7' 6"	Ø 220	6' 4"	195	7' 7"	260	7' 7"	260	3' 11"	115
LA240	Ø 7' 8"	Ø 240	6' 4"	195	7' 7"	260	7' 7"	260	3' 6"	108

- Please refer to the dimensions in centimeters (cm) as the primary measurements. The dimensions in inches (in) are approximate and provided for convenience only.
- All measurements consider the use of an in ground or bolt down base
- Custom sizes available upon request



LUCCA

SPECIFICATIONS

CATEGORY	Centerpost Umbrella	ALUMINUM FINISH	Shaft Anodized Aluminum
SHAFT SIZE	1.57" (50mm) diameter	CANOPY	Yarn Dyed Marine Grade Acrylic 270 gsm
SHAFT ALUMINUM THICKNESS	0.08" (2mm)	UMBRELLA ROTATION	360°
SHAFT MATERIAL	Aluminum	WEIGHT OF STRUCTURE	Approx 35 lbs (16 kg)
NUMBER OF RIBS	8 Ribs	OPENING/CLOSING	Push and Lock
RIB MEASUREMENTS	0.19" (5mm) diameter	TELESCOPIC	No
RIB MATERIAL	Coated Flexible Steel	NUTS, BOLTS, SCREWS	Stainless Steel
		VENT	No Vent
		UMBRELLA COVER	Standard Cover Included

OPTIONS

▶ SPLIT POLE



▶ POWDER COATING







LUCCA

CANOPY

▶ VALANCE



▶ ACCENT BORDERS



▶ FRINGE



▶ CONTRAST BINDING



▶ CONTRAST STITCHING

