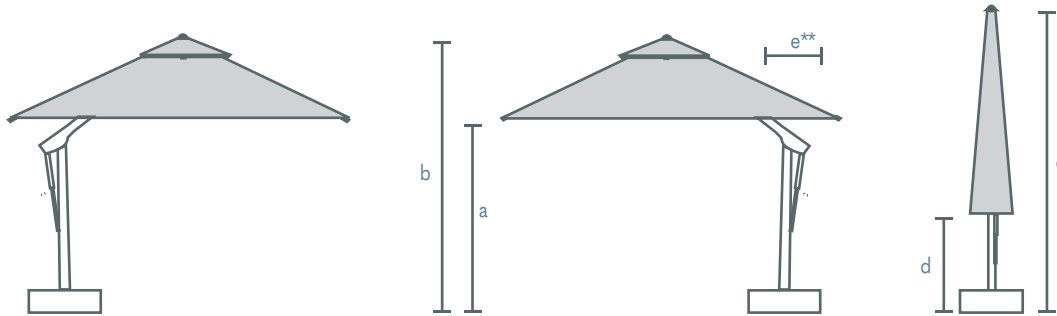







# KING CANTILEVER



## GENERAL MEASUREMENTS

## DETAILED MEASUREMENTS

MODEL	GENERAL MEASUREMENTS		DETAILED MEASUREMENTS									
			a		b		c		d		e	
 BKN3030	10' 0" x 10' 0"	300 x 300	7' 1"	215	9' 1"	276	11' 6"	350	4' 2"	126	4"	10
BKN3535	11' 6" x 11' 6"	350 x 350	7' 1"	215	9' 3"	283	11' 6"	350	2' 11"	90	11"	29
KNG4040	13' 0" x 13' 0"	400 x 400	7' 1"	215	9' 5"	286	12' 8"	385	3' 1"	94	9"	23
KNG4545	15' 0" x 15' 0"	450 x 450	7' 1"	215	9' 9"	298	12' 8"	385	1' 8"	51	1' 11"	58
 KNG4030	13' 0" x 10' 0"	400 x 300	7' 1"	215	9' 0"	275	12' 10"	390	3' 11"	120	10"	26
KNG4535	15' 0" x 11' 6"	450 x 350	7' 1"	215	9' 5"	288	12' 8"	385	2' 10"	87	3"	8
KNG5040	16' 6" x 13' 0"	500 x 400	7' 1"	215	9' 9"	298	12' 8"	385	1' 7"	49	1' 1"	3
 KNGD4	Ø 13' 0"	Ø 400	7' 1"	215	8' 10"	270	12' 10"	390	5' 7"	170	4"	9
KNGD50	Ø 16' 6"	Ø 500	7' 1"	215	9' 9"	296	12' 8"	385	3' 10"	118	2' 1"	64

\* Custom Sizes available upon request.

\*\* e refers to the distance from the center of the base to the back edge of the canopy

## SPECIAL FEATURES

### ▶ ADJUSTABLE CANOPY HEIGHT



### ▶ TILTING



- Please refer to the dimensions in centimeters (cm) as the primary measurements. The dimensions in inches (in) are approximate and provided for convenience only.
- All measurements consider the use of an in ground or bolt down base
- Custom sizes available upon request



# KING

## SPECIFICATIONS

CATEGORY	Cantilever Umbrella	CANOPY	Yarn Dyed Marine Grade Acrylic 320 gsm
SHAFT SIZE	4.61" × 4.17" (117mm × 106mm)	ADJUSTABLE HEIGHT	Yes
SHAFT ALUMINUM THICKNESS	0.12" (3mm)	CANOPY TILT	Yes
SHAFT MATERIAL	Aluminum	UMBRELLA ROTATION	360°
NUMBER OF RIBS	8 Ribs	WEIGHT OF STRUCTURE	Approx 121 lbs (55 kg)
RIB MEASUREMENTS	1.38" × 0.79" (35mm × 20mm)	OPENING/CLOSING	Crank
RIB ALUMINUM THICKNESS	0.08" (2mm)	MECHANISM DETAILS	Two Winches with Cable & Endless Screw
RIB DETAIL	Reinforced Diagonal Ribs (depending on size)	TELESCOPIC	Yes
RIB MATERIAL	Aluminum	NUTS, BOLTS, SCREWS	Stainless Steel
RIB JOINTS	Nylon Triangle with Rivets	VENT	Raised
ALUMINUM FINISH	Ribs and Shaft Powder Coated	UMBRELLA COVER	Standard Cover Included


## OPTIONS

### ▶ SOFT VENT



## ACCESSORIES

### ▶ GUTTERS



Fabric gutter to connect umbrellas.

Vinyl top for water flow and connected with zipper and velcro.

### CURTAINS



Fabric curtains to enclose umbrella area.

Can be made with vinyl windows.

Must be used with support rods.

## LIGHTING

### ▶ LED SPOT LIGHTS



Watt 3  
Volt 12

### ▶ LED STRIP LIGHTS



cm. 50 100  
in. 20" 40"  
Watt 9 18  
Volt 12 2

### ▶ LUMINARIE







# KING

## CANOPY

### ▶ VALANCE



### ▶ ACCENT BORDERS



### ▶ FRINGE



### ▶ CONTRAST BINDING



### ▶ CONTRAST STITCHING

