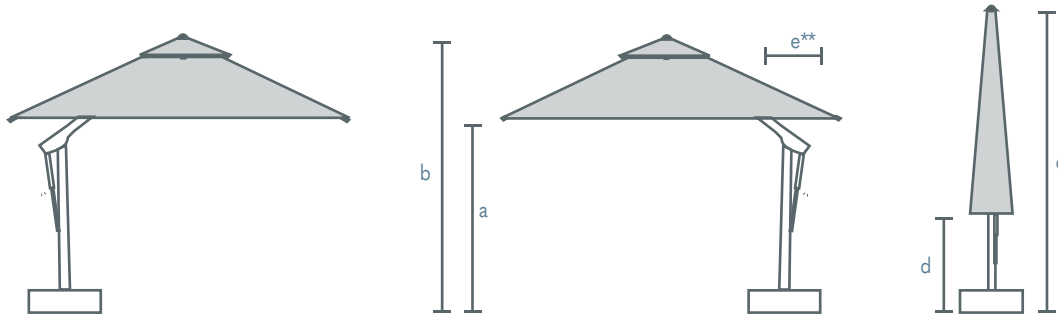




# JOINT CANTILEVER



## GENERAL MEASUREMENTS

## DETAILED MEASUREMENTS



MODEL	GENERAL MEASUREMENTS	a	b	c	d	e
BJT3030	10' 0" x 10' 0"    300 x 300	7' 1"    215	9' 1"    276	12' 0"    365	4' 8"    141	4"    10
BJT3535	11' 6" x 11' 6"    350 x 350	7' 1"    215	9' 3"    283	12' 0"    365	3' 5"    103	11"    29
JNT4040	13' 0" x 13' 0"    400 x 400	7' 1"    215	9' 5"    286	12' 8"    385	3' 1"    94	9"    23
JNT4545	15' 0" x 15' 0"    450 x 450	7' 1"    215	9' 9"    298	12' 8"    385	1' 8"    51	1' 11"    58



BJT4030	13' 0" x 10' 10"    400 x 300	7' 1"    215	9' 3"    281	12' 0"    365	3' 5"    104	7"    17
JNT4535	15' 0" X 11' 6"    450 X 350	7' 1"    215	9' 5"    288	12' 8"    385	2' 10"    87	3"    8
JNT5040	16' 6" x 13' 0"    500 x 400	7' 1"    215	9' 9"    298	12' 8"    385	1' 7"    50	1' 1"    3



BJTD40	Ø 13' 0"    Ø 400	7' 1"    215	9' 5"    288	12' 0"    365	4' 10"    148	1' 3"    39
JNTD50	Ø 16' 6"    Ø 500	7' 1"    215	9' 9"    296	12' 8"    385	3' 10"    118	2' 1"    64

- \* Custom Sizes available upon request.
- \*\* e refers to the distance from the center of the base to te back edge of the canopy

## SPECIAL FEATURES

### ▶ ADJUSTABLE CANOPY HEIGHT



### ▶ TILTING



- Please refer to the dimensions in centimeters (cm) as the primary measurements. The dimensions in inches (in) are approximate and provided for convinience only.
- All measurements consider the use of an in ground or bolt down base
- Custom sizes available upon request



# JOINT

## SPECIFICATIONS

CATEGORY	Cantilever Umbrella	CANOPY	Yarn Dyed Marine Grade Acrylic 320 gsm
SHAFT SIZE	4.33" × 4.33" (110mm × 110mm)	ADJUSTABLE HEIGHT	Yes
SHAFT ALUMINUM THICKNESS	0.08" (2mm)	CANOPY TILT	Yes
SHAFT MATERIAL	Aluminum	UMBRELLA ROTATION	360°
NUMBER OF RIBS	8 Ribs	WEIGHT OF STRUCTURE	Approx 121 lbs (55 kg)
RIB MEASUREMENTS	1.38" × 0.79" (35mm × 20mm)	OPENING/CLOSING	Crank
RIB ALUMINUM THICKNESS	0.08" (2mm)	MECHANISM DETAILS	Two Winches with Cable & Endless Screw
RIB MATERIAL	Aluminum	TELESCOPIC	Yes
RIB JOINTS	Nylon Triangle with Rivets	NUTS, BOLTS, SCREWS	Stainless Steel
ALUMINUM FINISH	Ribs and Shaft Powder Coated	VENT	Raised
		UMBRELLA COVER	Standard Cover Included


## OPTIONS

### ▶ SOFT VENT



## ACCESSORIES

### ▶ GUTTERS



Fabric gutter to connect umbrellas.

Vinyl top for water flow and connected with zipper and velcro.

### ▶ CURTAINS



Fabric curtains to enclose umbrella area.

Can be made with vinyl windows.

Must be used with support rods.


## LIGHTING

### ▶ LED SPOT LIGHTS



Watt 3  
Volt 12

### ▶ LED STRIP LIGHTS




cm.	50	100
in.	20"	40"
Watt	9	18
Volt	12	12



# JOINT

## CANOPY

### ▶ VALANCE



### ▶ ACCENT BORDERS



### ▶ FRINGE



### ▶ CONTRAST BINDING



### ▶ CONTRAST STITCHING

